

05Best Practice V1

Issue 01
Date 2025-09-09



Copyright © Huawei Technologies Co., Ltd. 2025. All rights reserved.

No part of this document may be reproduced or transmitted in any form or by any means without prior written consent of Huawei Technologies Co., Ltd.

Trademarks and Permissions



HUAWEI and other Huawei trademarks are trademarks of Huawei Technologies Co., Ltd.

All other trademarks and trade names mentioned in this document are the property of their respective holders.

Notice

The purchased products, services and features are stipulated by the contract made between Huawei and the customer. All or part of the products, services and features described in this document may not be within the purchase scope or the usage scope. Unless otherwise specified in the contract, all statements, information, and recommendations in this document are provided "AS IS" without warranties, guarantees or representations of any kind, either express or implied.

The information in this document is subject to change without notice. Every effort has been made in the preparation of this document to ensure accuracy of the contents, but all statements, information, and recommendations in this document do not constitute a warranty of any kind, express or implied.

Security Declaration

Vulnerability

Huawei's regulations on product vulnerability management are subject to the *Vul. Response Process*. For details about this process, visit the following web page:

<https://www.huawei.com/en/psirt/vul-response-process>

For vulnerability information, enterprise customers can visit the following web page:

<https://securitybulletin.huawei.com/enterprise/en/security-advisory>

Contents

1 Checking the Billing Mode..... 1

1 Checking the Billing Mode

Scenarios

You can change the billing mode of some resources from pay-per-use to yearly/monthly if you are intended to use them for a long period of time. This way, you can keep using the resources at lower costs.

Procedure


- Step 1** Log in to the Huawei Cloud management console.
- Step 2** In the upper left corner of the homepage, click  to expand the service list and choose **Management & Governance > Optimization Advisor**.
- Step 3** On the **Risk Check Dimension** page, click **Start Check**. When the check progress reaches 100%, the check is complete.

Figure 1-1 Starting the check

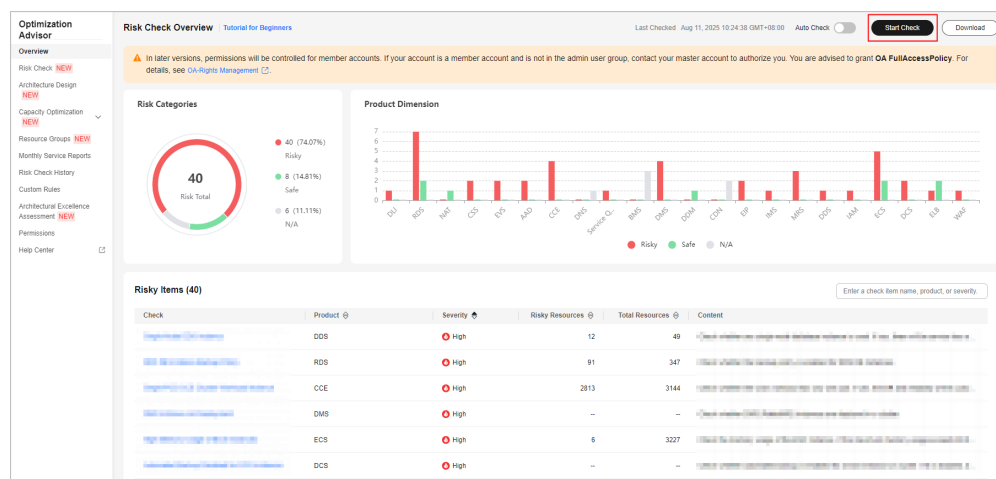
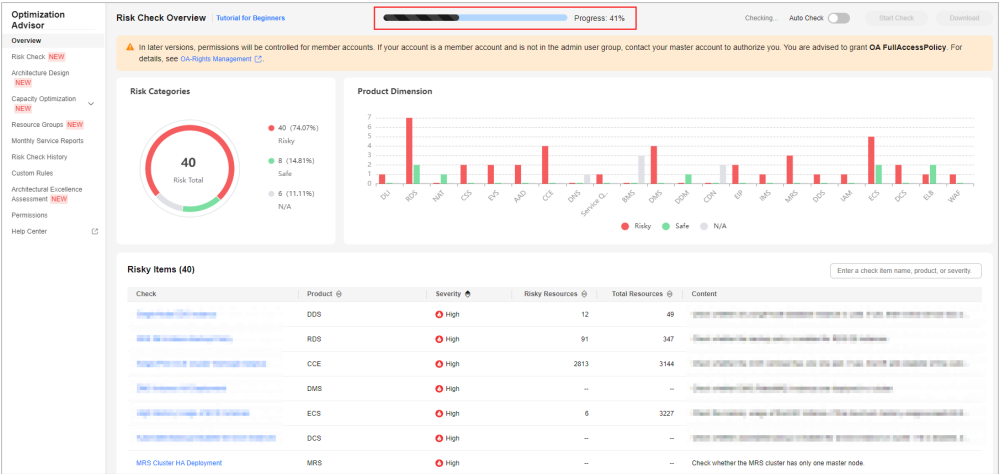


Figure 1-2 Check progress



Step 4 Choose **Risk Check > By Risk Dimension**, click **Cost**, and view the billing mode check results for some resources.

----End

Optimization Suggestions

To reduce costs, you are advised to change the billing mode of pay-per-use instances used for more than one month to yearly/monthly.