

Partner Center

FAQ-new

Issue	83
Date	2022-11-07



Copyright © Huawei Technologies Co., Ltd. 2025. All rights reserved.

No part of this document may be reproduced or transmitted in any form or by any means without prior written consent of Huawei Technologies Co., Ltd.

Trademarks and Permissions



HUAWEI and other Huawei trademarks are trademarks of Huawei Technologies Co., Ltd.

All other trademarks and trade names mentioned in this document are the property of their respective holders.

Notice

The purchased products, services and features are stipulated by the contract made between Huawei and the customer. All or part of the products, services and features described in this document may not be within the purchase scope or the usage scope. Unless otherwise specified in the contract, all statements, information, and recommendations in this document are provided "AS IS" without warranties, guarantees or representations of any kind, either express or implied.

The information in this document is subject to change without notice. Every effort has been made in the preparation of this document to ensure accuracy of the contents, but all statements, information, and recommendations in this document do not constitute a warranty of any kind, express or implied.

Security Declaration

Vulnerability

Huawei's regulations on product vulnerability management are subject to the *Vul. Response Process*. For details about this process, visit the following web page:

<https://www.huawei.com/en/psirt/vul-response-process>

For vulnerability information, enterprise customers can visit the following web page:

<https://securitybulletin.huawei.com/enterprise/en/security-advisory>

Contents

1 API Calling..... 1
1.1 How Do I Handle the Error APIG.0308?..... 1

2 Fine-Grained Authorization..... 2
2.1 What Can I Do If the Error Code CBC.0151, Was Returned After I Added the Condition Key,
billing:cloudServiceType?..... 2

1 API Calling

1.1 How Do I Handle the Error APIG.0308?

If error message "The throttling threshold has been reached: policy user over ratelimit,limit:XX,time:1 second","error_code":"APIG.0308" is returned when you call an API, it means that the number of concurrent requests have exceeded the service limit. Each service has a concurrency limit, for example the most concurrent requests that a service can process may be XX per second.

You can use the following two methods:

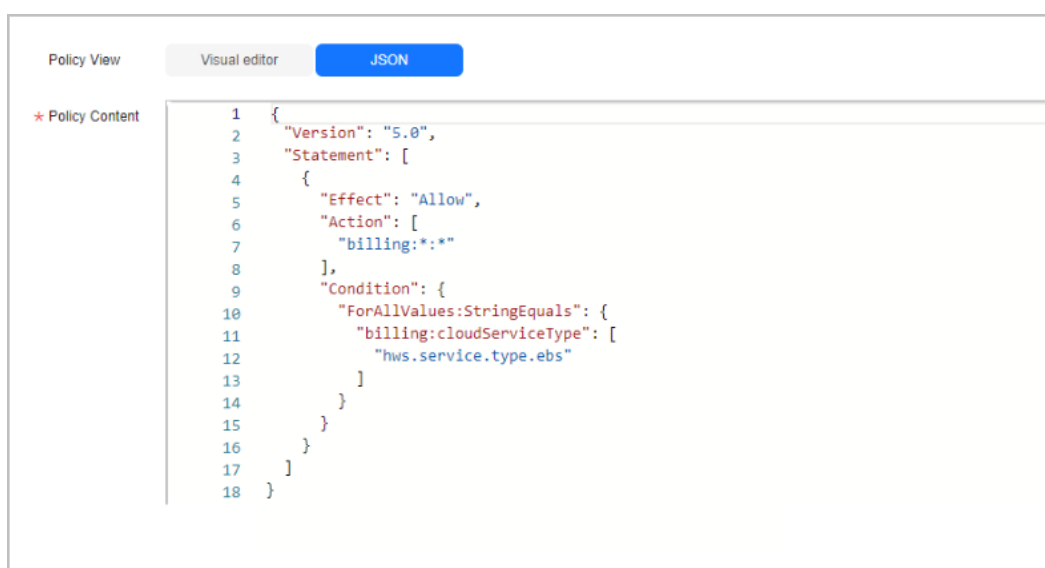
1. Check the code to see if there is a concurrency issue, and if there is, wait for about 2 to 5 seconds to resend the request.
2. Check the backend information to confirm if the results of the previous requests were returned before sending more requests.

If you need to support higher levels of concurrency, contact us at [Presales Support](#).

2 Fine-Grained Authorization

2.1 What Can I Do If the Error Code CBC.0151, Was Returned After I Added the Condition Key, **billing:cloudServiceType**?

The following shows an example of a policy containing the condition key, **billing:cloudServiceType**.



The screenshot shows a web interface for editing a policy. At the top, there are three tabs: 'Policy View', 'Visual editor', and 'JSON'. The 'JSON' tab is selected and highlighted in blue. Below the tabs, on the left, is a label '★ Policy Content'. The main area displays a JSON policy document with line numbers 1 through 18 on the left margin. The JSON content is as follows:

```
1  {
2    "Version": "5.0",
3    "Statement": [
4      {
5        "Effect": "Allow",
6        "Action": [
7          "billing:*:*"
8        ],
9        "Condition": {
10         "ForAllValues:StringEquals": {
11           "billing:cloudServiceType": [
12             "hws.service.type.ebs"
13           ]
14         }
15       }
16     ]
17   }
18 }
```

NOTE

Currently, the **billing:cloudServiceType** condition key only supports the action, **billing:subscription:unsubscribe**.

Details of error code, **CBC.0151**, are shown as follows:

```
{
  "error_code": "CBC.0151",
```

```
"error_msg": "user access denied.checkCustomerPermission,correct permission  
code is billing:order:view"  
}
```

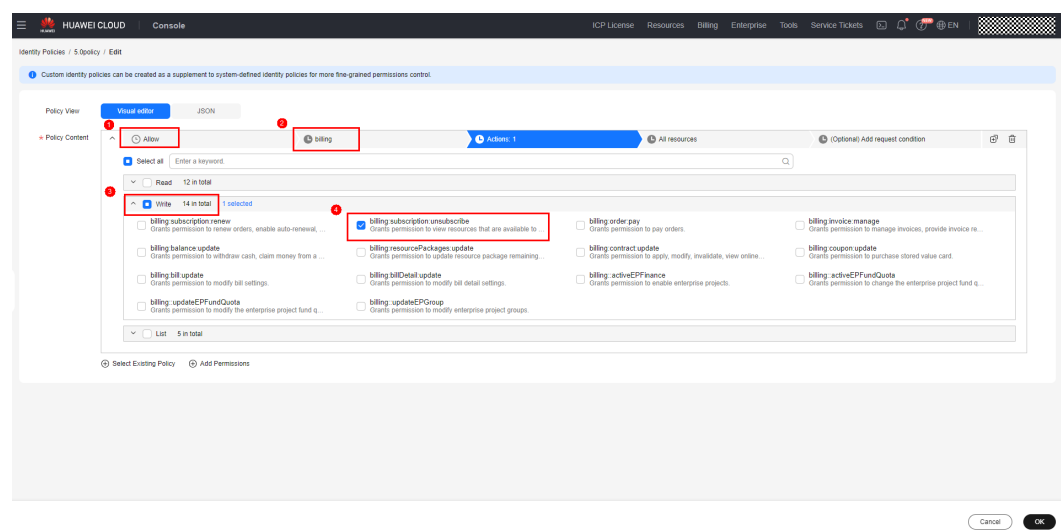
You can resolve this issue by:

Separating **billing:subscription:unsubscribe** and **billing:cloudServiceType** from other actions.

Step 1 Log in to the new console.

Step 2 Modify the policy content to separate the **billing:subscription:unsubscribe** action from other actions.

Set policy items based on the following picture.

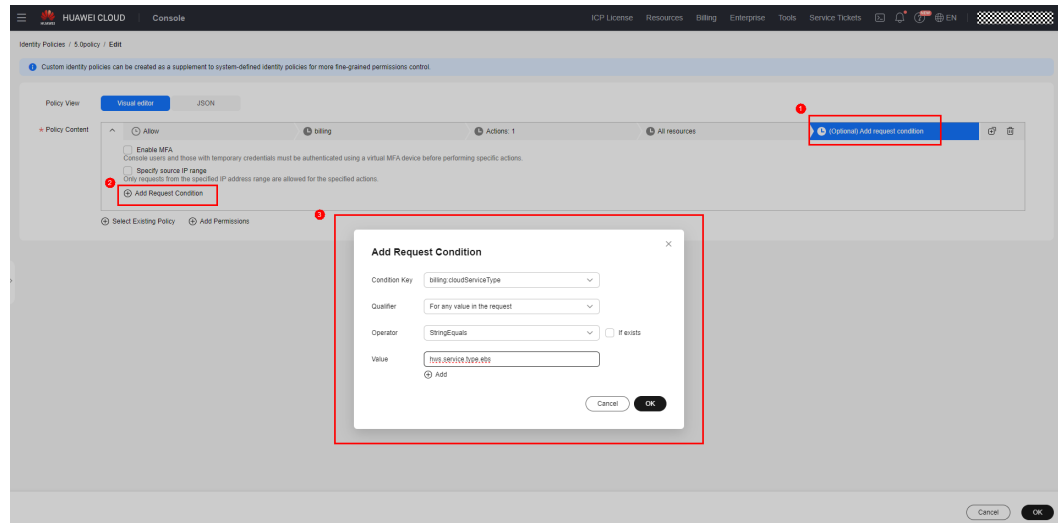


Step 3 Add the **billing:cloudServiceType** condition key.

Click **(Optional) Add request condition** > **Add Request Condition**. Configure the condition parameters:

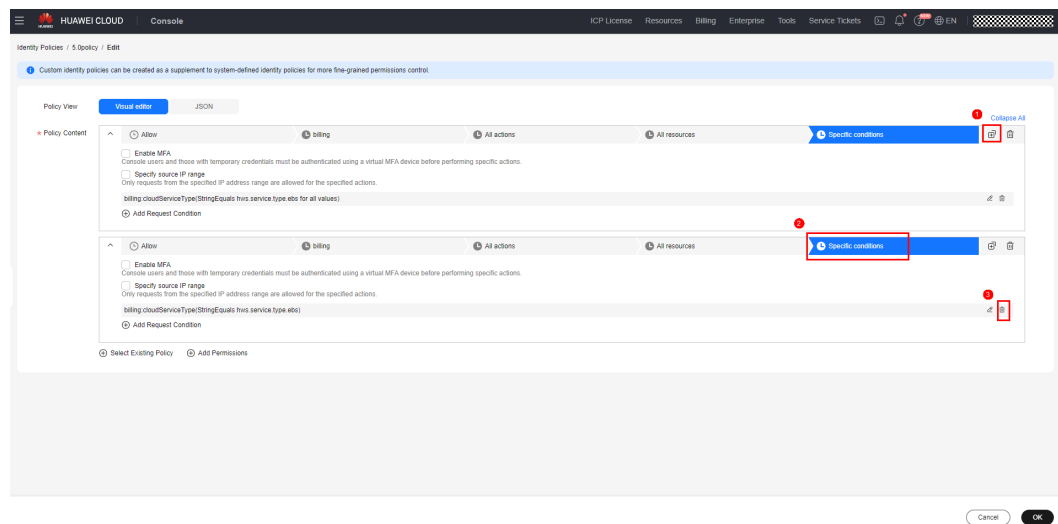
Condition Key: **billing:cloudServiceType**

Operator: **StringEquals**Value: **hws.service.type.ebs**

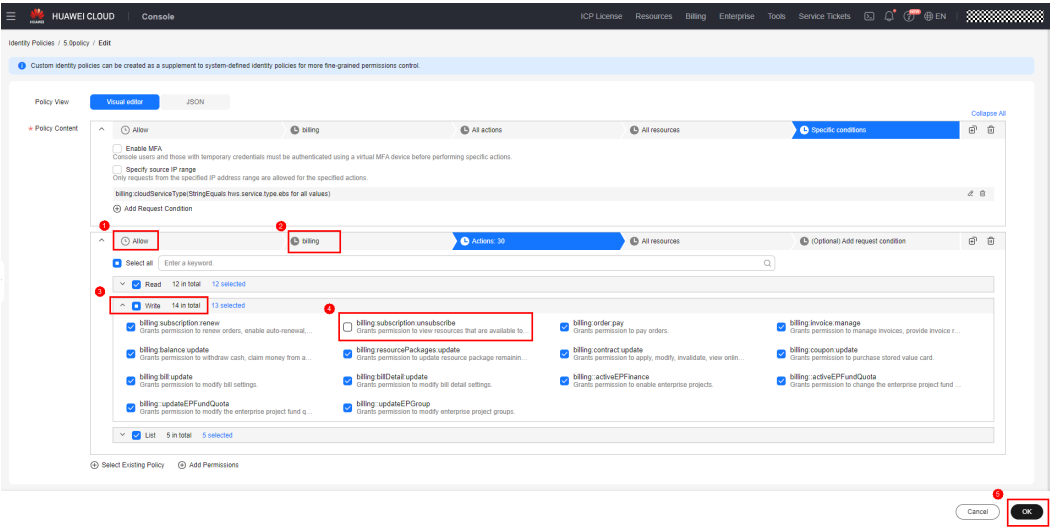


Step 4 Add other actions.

Click the icon on the right side of **Specific conditions**. Delete the **billing:cloudServiceType** condition key.



Deselect **billing:subscription:unsubscribe** and click OK.



----End